

# ARCHITECTURAL SPECIFICATION: PLAYGROUNDS

## EPDM Rubber (Poured-in-Place)

### GENERAL REQUIREMENTS

Fortco Limited **Playsafe** (Poured-in-Place) is a seamless play area surface consisting of recycled rubber tire granular combined together with polyurethane binder. Top Coat is UV-stable EPDM Rubber granules combined with polyurethane binder. All Materials are North American manufactured. Designed and installed by Fortco Ltd. to meet and surpass all current C.S.A. standards.

### TESTING

Tested in accordance to A.S.T.M. F-1292 Standard Specification for Impact Attenuation of Surface Systems Under and Around Playground Equipment. **Playsafe** has been tested according to A.S.T.M F-1292 , C.S.A. and meeting CPSC standards for playground surfacing and providing a GMAX of less then 200 and a HIC of less then 1000. **Playsafe** (Poured-in-Place) has been tested to meet all CAN/CSA-Z614-07 Standards on Children's Playspaces and Equipment. A National standard of Canada.

### QUALITY ASSURANCE

- 1.1 Installer shall have at least five (5) years proven experience in the industry and approved by product manufacturer;
- 1.2 Submit 300mm x 300mm product samples in specific colour and specified thickness;
- 1.3 **Playsafe** safety surface will only be installed when temperatures exceed 10°C. Installation during dry weather conditions is recommended.
- 1.4 **Playsafe** will require a minimum of 24-48 hours for curing period.
- 1.5 **Playsafe** installed by Fortco Limited. Tel: (416) 720-1450  
Web site: [www.fortco.ca](http://www.fortco.ca) • Email: [sandro.forte@sympatico.ca](mailto:sandro.forte@sympatico.ca)

### COLOURS

FORTKOTE COLOURS (UV-stable EPDM): Blue, Forest Green, Red, Beige, Yellow, Brown, Purple, Emerald Green, Teal and Black.

## **INSTALLATION - BASE PREPARATION**

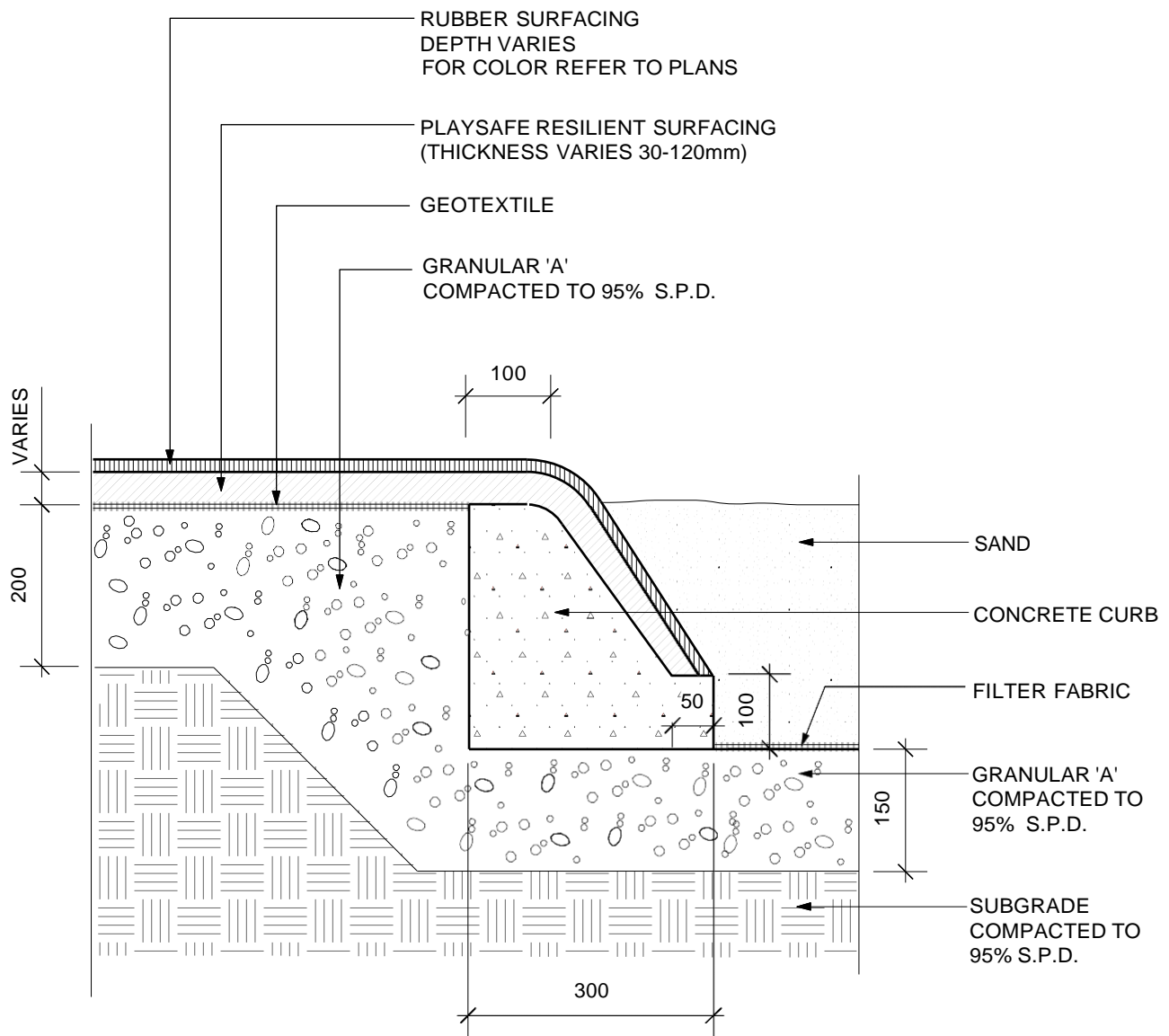
- 2.1 Fortco Limited **Playsafe** can be installed on granular, asphalt or concrete surfaces.
- 2.2 When using a granular base, a minimum of 30 mm to 100 mm depth is required, compacted to a 95% proctor density. A water percolation rate of 60 liters/M<sup>2</sup>/hour. Should the rate be less, a french drain must be installed to provide adequate water flow. A geotextile between the granular base and surface is recommended (terrafix 200R).
- 2.3 Granular, asphalt or concrete surfaces require a slope of no less than 2% to drain, acknowledging that **Playsafe** is a water permeable surface.
- 2.4 Base can be sloped up to 30 degrees within the installation area.

## **THICKNESS OF POURED-IN-PLACE**

- 3.1 First lift application will be determined by the current CSA Standards for playground surfacing. Thickness of the rubber safety surface can range from 30mm to 120mm (SBR rubber) meeting CSA and ASTM standards for safety surfacing.
- 3.2 Second lift to be applied at a minimum thickness of 5-8mm, using E.P.D.M. rubber granules ranging from 2.5mm to 3.5mm in size.
- 3.3 Polyurethane binder shall be mixed throughout the entire thickness.
- 3.4 Bevel is installed at the perimeter of the installation running from the thickness of the surface down to the base. The outside line of the bevel must be clear and follow the designed edge of the installation.

## **IMPORTANT NOTICE**

It should be noted that EPDM coloured surface will appear to have a yellow tinge to the finish after installation. This is caused by the reaction urethane resin coating on the rubber granules when in contact with Ultra Violet light. This is a short term reaction until the natural effects of fading occur as the curing process proceeds. This process of “burning back” to the natural colour occurs more quickly with outdoor surfaces. Taking approximately 14 days with direct sunlight.



**NOTE:**

1. ALL DIMENSIONS ARE IN MILLIMETRES.
2. REFER TO PLAN FOR RUBBER SURFACE COLOUR.



Drawing title:

**EDGE DETAIL - CURB SURROUND  
ON GRAVEL BASE**

Scale:

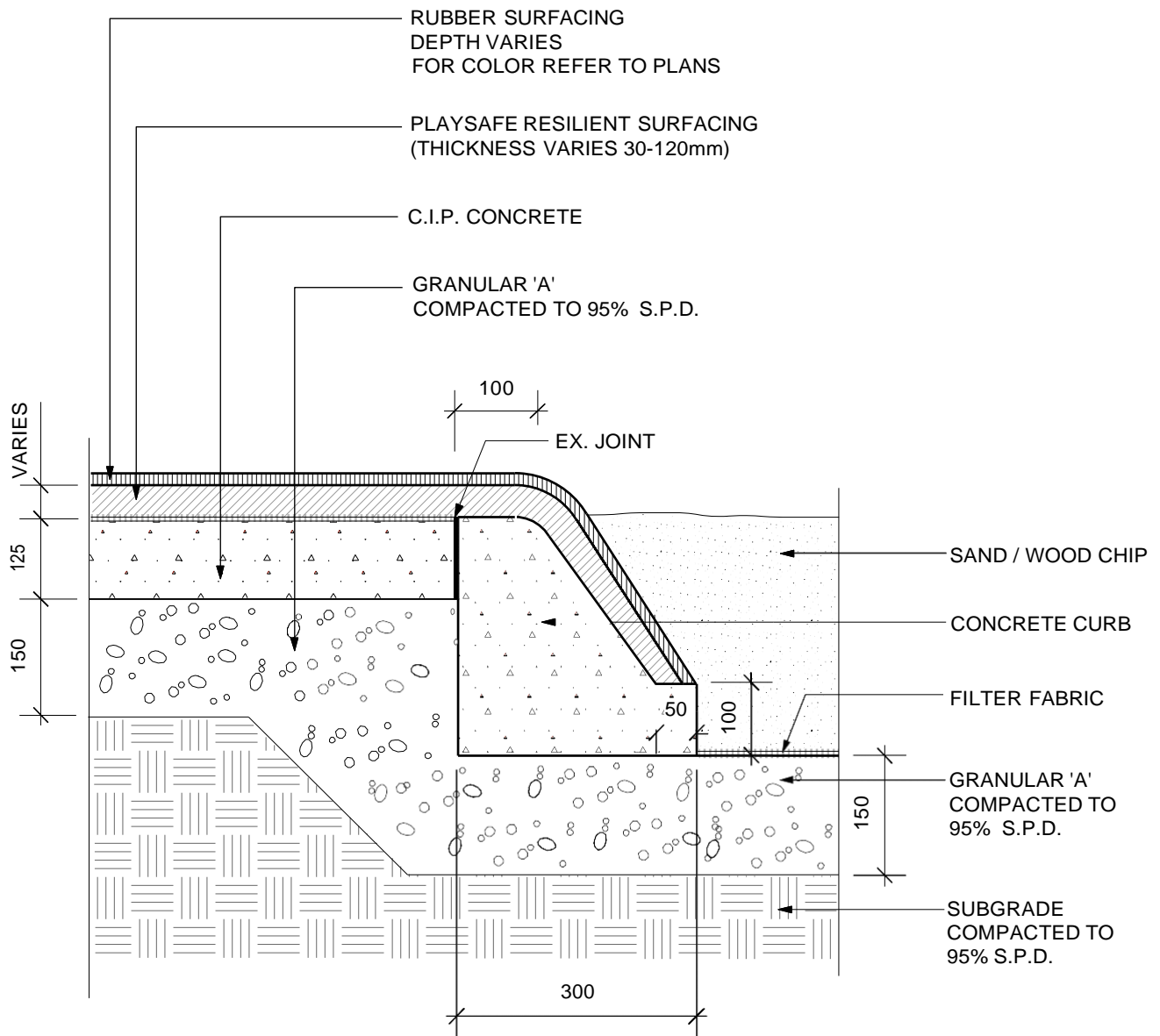
N.T.S.

Date:

APRIL 2013

Drawing no.

**FD-1**



NOTE:

1. ALL DIMENSIONS ARE IN MILLIMETRES.
2. REFER TO PLAN FOR RUBBER SURFACE COLOUR.



Drawing title:

**EDGE DETAIL - CURB SURROUND  
ON CONCRETE BASE**

Scale:

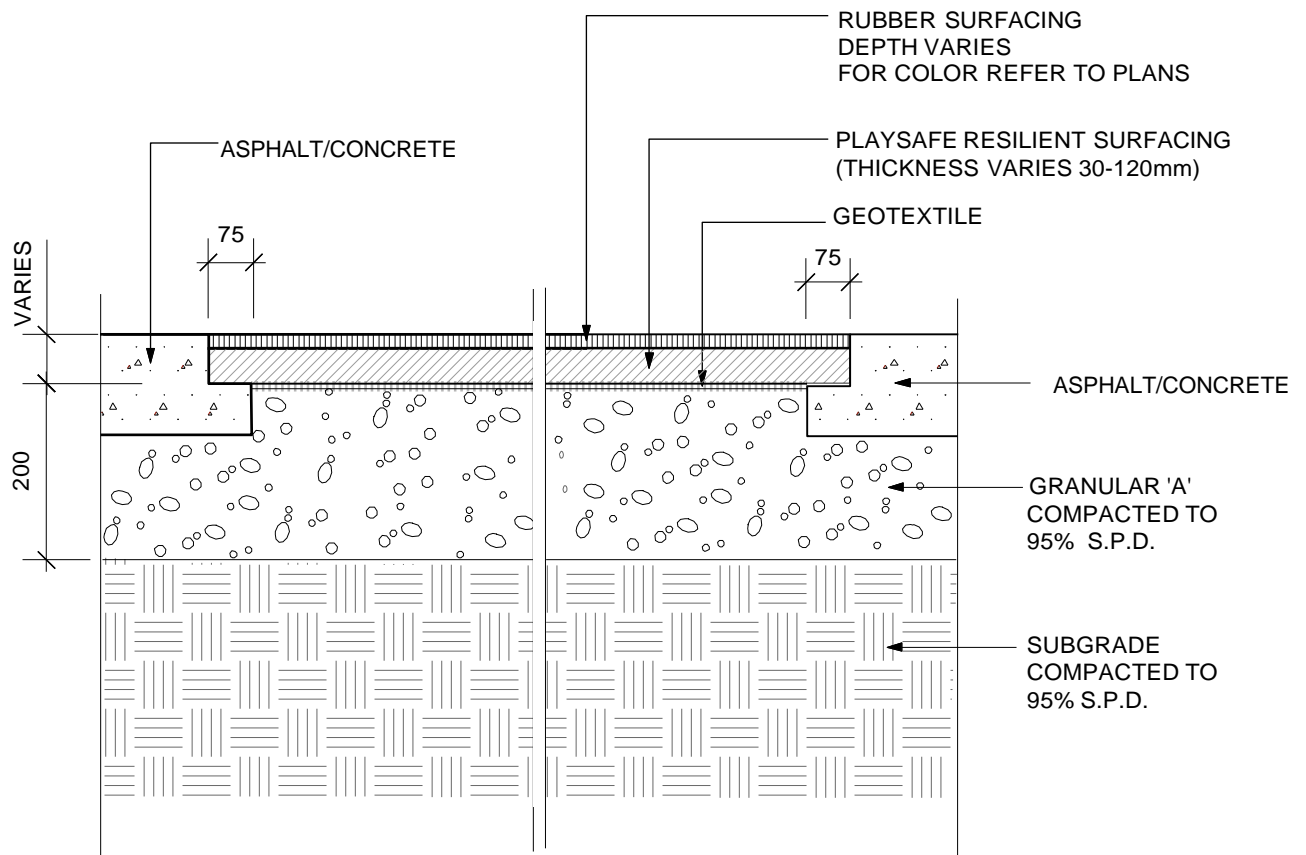
N.T.S.

Date:

APRIL 2013

Drawing no.

**FD-2**



**NOTE:**

1. ALL DIMENSIONS ARE IN MILLIMETRES.
2. REFER TO PLAN FOR RUBBER SURFACE COLOUR.



Drawing title:

**RUBBERIZED SURFACE  
RECESSED DETAIL**

Scale:

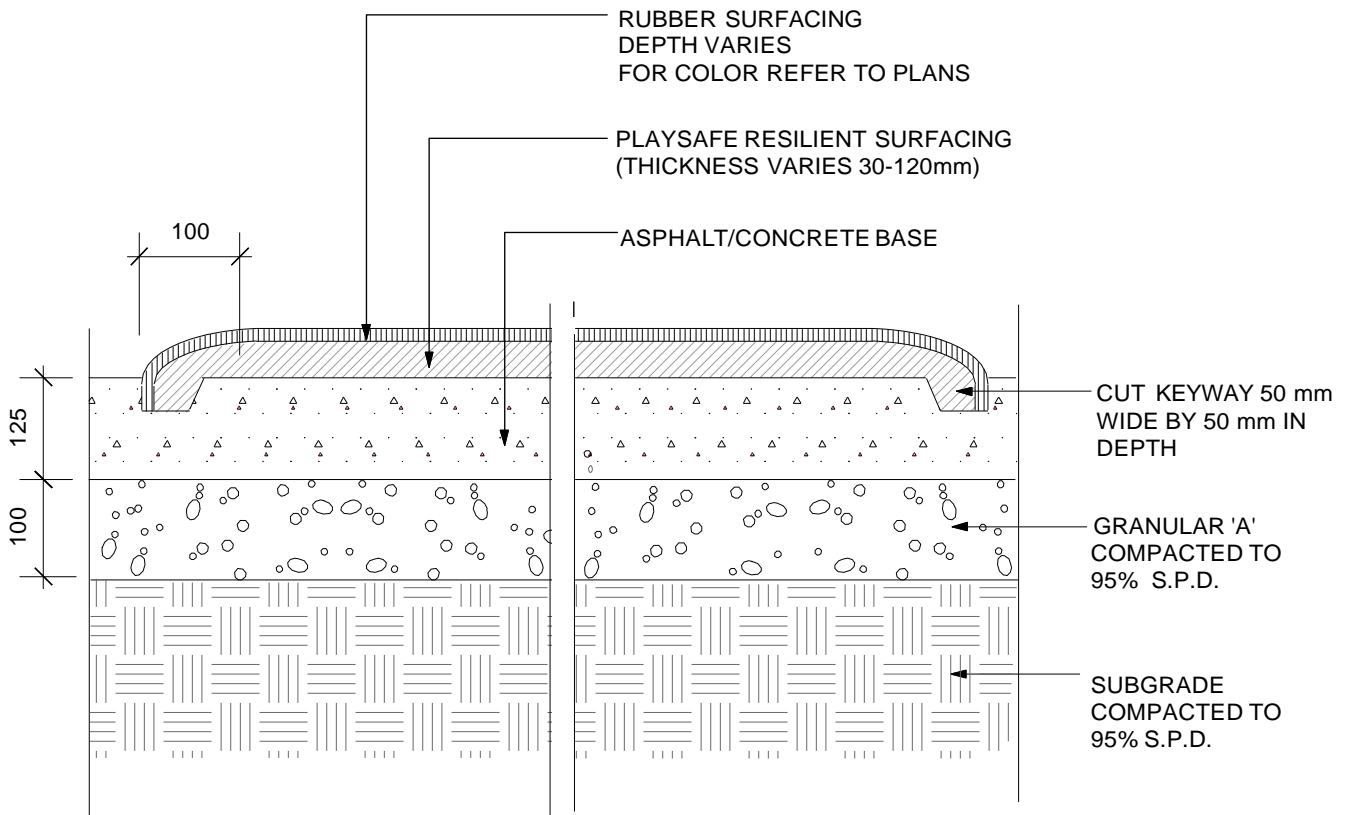
N.T.S.

Date:

APRIL 2013

Drawing no.

**FD-3**



NOTE:

1. ALL DIMENSIONS ARE IN MILLIMETRES.
2. REFER TO PLAN FOR RUBBER SURFACE COLOUR.



Drawing title:

**RUBBERIZED SURFACE  
KEYWAY DETAIL**

Scale:

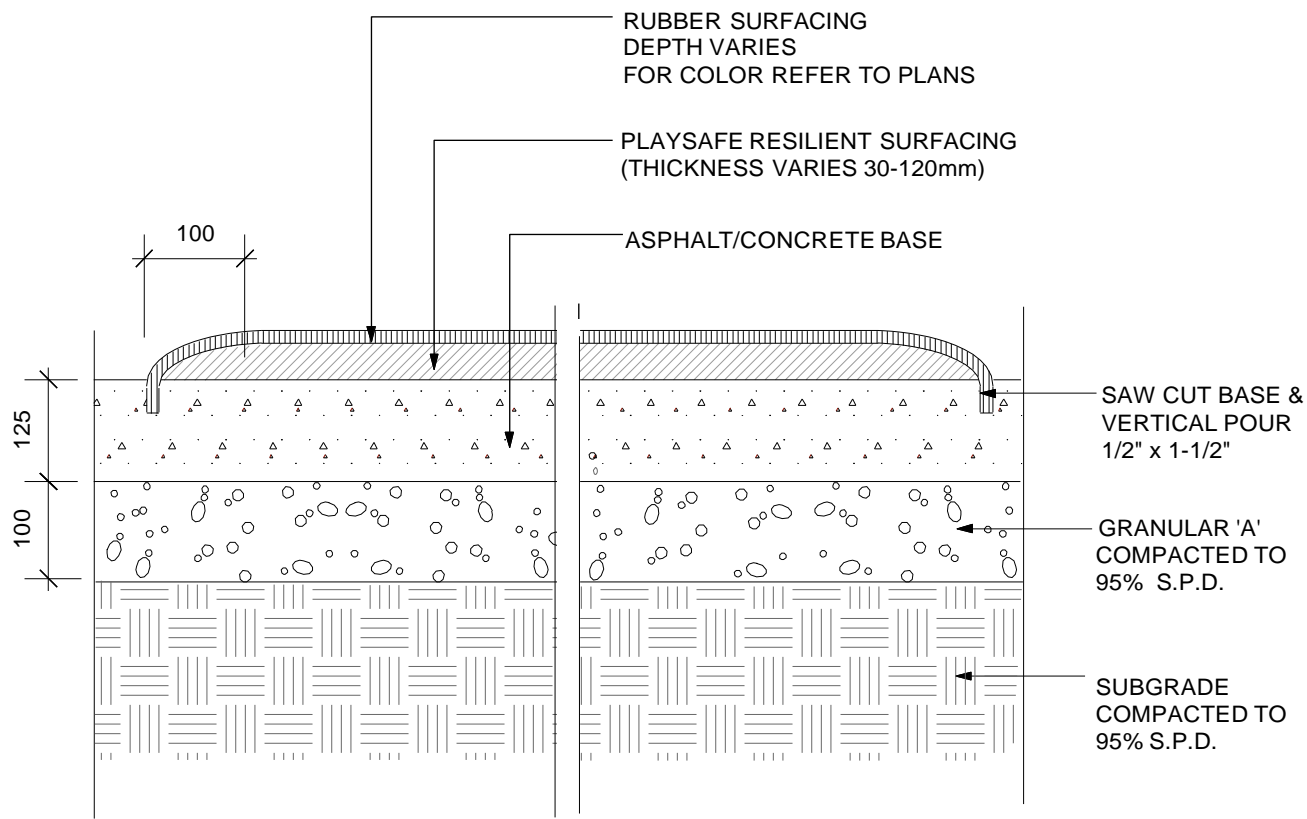
N.T.S.

Date:

APRIL 2013

Drawing no.

**FD-4**



NOTE:

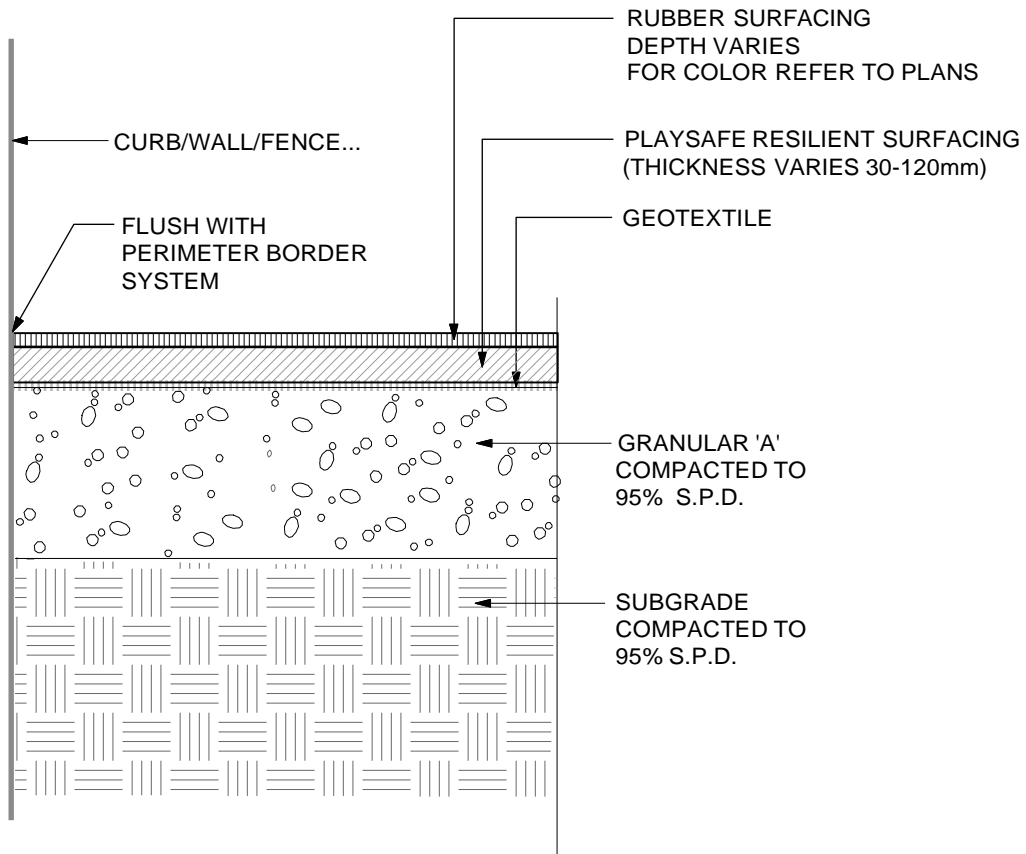
- 1. ALL DIMENSIONS ARE IN MILLIMETRES.
- 2. REFER TO PLAN FOR RUBBER SURFACE COLOUR.



Drawing title:  
**RUBBERIZED SURFACE**  
EDGE DETAIL - SAW CUT

Scale:  
N.T.S.  
Date:  
APRIL 2013

Drawing no.  
**FD-5**



NOTE:

1. ALL DIMENSIONS ARE IN MILLIMETRES.
2. REFER TO PLAN FOR RUBBER SURFACE COLOUR.



Drawing title:

**RUBBERIZED SURFACE**  
TYPICAL EDGE DETAIL - FLUSH

Scale:  
N.T.S.

Date:  
APRIL 2013

Drawing no.

**FD-6**